

Sample Pages

Ellerton™ Literacy Series

Recommended For

Pre-Kindergarten (Pre-K), Transitional Kindergarten (TK), and Kindergarten
Ages 3-6

Sample Pages Overview

The following pages provide examples from the Ellerton™ Literacy Series to illustrate instructional structure, activity design, and skill progression across the program. These selections demonstrate how students progress from foundational print awareness and alphabet knowledge through phonemic awareness, phonics, and early reading.

Each sample reflects the clear, skill-focused instructional format used throughout the series.

Included Sample Pages

- Rhyming & Alliteration – Phonological Awareness
- Alphabet Recognition – Print & Alphabet Foundations
- Beginning Sounds – Phonemic Awareness
- CVC Words & Word Families – Phonics & Early Word Reading
- Simple Decodable Sentences – Fluency & Connected Text


HOW TO USE THIS BOOK

- Read each word pair aloud and decide if the words rhyme or do not rhyme
- Listen to the word at the top and circle the word that rhymes with it
- Identify the word that does not rhyme with the others
- Say the word and think of another word that rhymes with it



SKILLS YOUR STUDENT WILL PRACTICE

- Recognize when spoken words rhyme by sharing the same ending sound
- Distinguish between spoken words that rhyme and words that do not rhyme
- Identify the word in a group that does not follow the same rhyme pattern
- Match spoken words that share the same ending sound
- Generate a rhyming word for a given spoken word



Do the Words Rhyme?

Say each pair out loud. Circle same or not same.

cat • hat

same not same

dog • log

same not same

sun • pig

same not same

Find the Rhyming Word

Circle the word that rhymes.

bat

rat

sun

bed

Find the Same Letters

Circle the letters that are the same.

A A

T L

M M


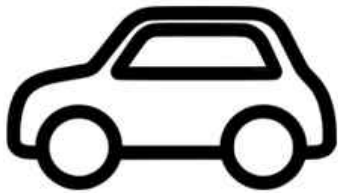
E F

O O

S S

Which One Starts Different?

Say the words. Circle the picture that starts with a different sound.



Blend the word

Say the sounds. Read the word.


c a t

cat



h a t

hat



b a t

bat



Decode the Sentence

Read the sentence. Point to each word.

The man sat
on the mat.